

SUPERIOR VERSION
PHOTOELECTRIC BEAM SENSOR

- **PRO-60P** : Outdoor 60m
- **PRO-90P** : Outdoor 90m
- **PRO-120P** : Outdoor 120m



New Advanced Performance, Unique Technology and Superior Design.

SensorPro's core technologies of photoelectric beam sensors provides reliable performance against false alarms for more effective outdoor detection and non security application.

The SensorPro's new long-range series are designed to meet the highest standards of quality and reliability for outdoor instruction detection, and new series offers easy installation and stable performance in many severe weather conditions.

FEATURES

■ Twin Synchronized Pulsed Beams Designed for Greater Stability

Twin beams require simultaneous interruption of both beams to trigger an activation. No activation is generated when a bird or falling leaves break just one beam.

■ A.G.C.(Automatic Gain Control) Circuit

The A.G.C. Circuit continually monitors for gradual changes in the signal's strength caused by changing weather conditions. It adjusts the sensitivity accordingly to maintain the proper signal level for the current environmental conditions.

■ Beam Blocking Stability

Enables stable operation with as much as 99.5% loss of beam energy caused by heavy rain, dust storms, fog or snow.

■ Against Frost & Dew

An anti-frost and convex visor design is incorporated to protect the detector from effect of frost & dew.

■ Highly Durable & Heat-Resistant Housing Cover & Chassis

The housing cover & chassis provide higher durability against shocks, high temperatures and many other harsh environment conditions.

■ Fine Angle Adjustment for Alignment

The rotating dial allows the installer to finely adjust the beam easily either horizontally (180 /±90) or vertically (20 /±10) with or without the use of a screwdriver.

■ Rain, Dust & Insect Protection

The Rubber O-ring & Rubber Grommets used in the Pro-series prevent rain, dust and tiny insects from Adversely affecting performance(IP55)

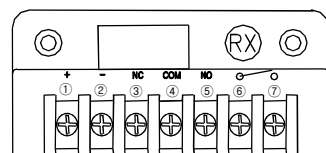
■ Stainless Steel Screws & Back Plate

SPECIFICATIONS

Model	PRO-60P	PRO-90P	PRO-120P
Protection distance	60m(200ft)	90m(300ft)	120m(400ft)
Detection method	Twin synchronized pulsed beams		
Infrared beam	IR LED		
Multi channel	Selectable 4-channel with digital CPU		
Response time	50 ~ 500 mS		
Supply voltage	10 ~ 24 V (Non-polarity)		
LED	Tx : Greed LED(Power), Rx : Green LED(GOOD) / Red LED(Alarm)		
AGC voltage	Alarm:1.5V under, Ready:2~2.2V, Good:2.2V over		
Current consumption	Rx : 30mA, Tx : 25mA (Max.)		
Alarm output	Dry contact relay output 1C (COM, NC, NO) Reset : Interruption time + off-relay (Approx. 1 sec)		
Temperature	-25 C ~ 60 C		
Tamper output	Dry contact, Micro SW (COM, NC)		
Beam adjustment	Horizontal : 180 (±90), Vertical : 20 (±10)		
Mounting	For wall/pole, Pole bracket(model no.PM22, option)		
Weight	Transmitter : 335g, Receiver : 348g		
IP rating	IP 55		

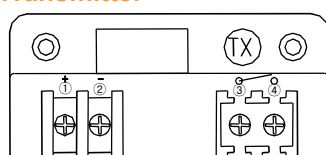
WIRING

Receiver



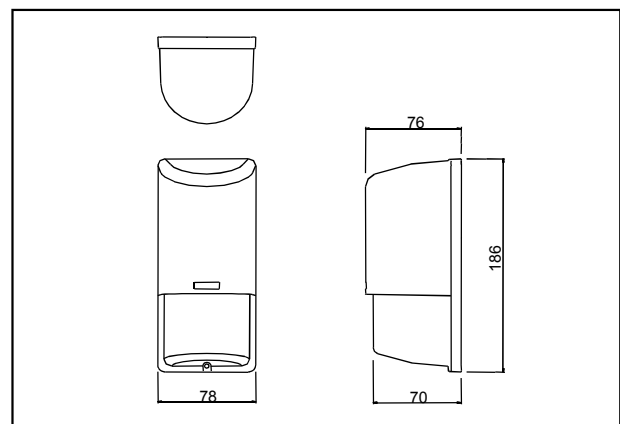
1. VCC : DC10 ~24V
2. GND
3. Normal Close
4. Common
5. Normal Open
6. Tamper
7. Tamper

Transmitter



1. VCC : DC10 ~24V
2. GND
3. Tamper(option)
4. Tamper(option)

DIMENSIONS



*Note: This unit is designed to detect an intruder and active an alarm control panel. Being only a part of a complete system, we cannot assume responsibility for theft or damages, should it occur.