

REDWALL Laser Scan Detector RLS-3060



The REDSCAN RLS-3060 is an innovative laser scan detector. It can detect a moving object's size, speed, and distance from the detector and process that information with a unique algorithm, which results in high-reliability detection of people with minimal false alarms. The detector can also be mounted vertically or horizontally according to the application and site conditions.

When vertical detection area is selected, the RLS-3060 creates a 60-m detection area that functions like an invisible wall. With four outputs for remote video applications and four fully programmable detection areas linked with these outputs, the RLS-3060 is the ideal detector for controlling PTZ cameras.

When horizontal detection area is selected, the RLS-3060 creates a detection area with a radius of 30 m and an arc of 190°. The detection area can be set manually or automatically. If the automatic setting is used, the detector will set the proper detection area even for complicated area shapes.

REDSCAN is a sophisticated next-generation outdoor detector that streamlines video monitoring and reduces installation costs.

FEATURES

- 30m radius for 190 degrees
- Vertical and horizontal mounting
- Unique detection algorithm
- Four independently adjustable detection areas for PTZ camera control
- Four independent N.O. outputs
- Form C master alarm output
- Easy installation
- Automatic area setting function
- Environmental disqualification circuit
- Anti-rotation function
- Anti-masking function
- Fog cancellation algorithm (Patent pending)
- Trouble output
- Tamper output

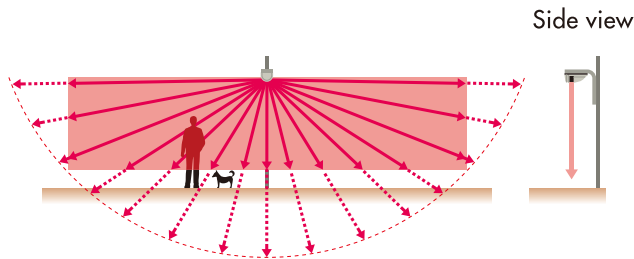
SPECIFICATIONS

Model	RLS-3060	
Detection method	Infrared Laser Scan	
Laser protection class	Class 1	
Coverage	Vertical area	Max. 60 m (Approx. 200 ft.) at 10% reflectivity
	Horizontal area	Radius: 30m (Approx. 100 ft.), Arc: 190° at 10% reflectivity
Detection resolution	0.25°	
Power input	24 VDC 24 VAC	
Current draw	400mA max. (24VDC) 600mA max. (24VAC)	
Mounting height	Vertical area	15m (50ft.) max.
	Horizontal area	0.7m (28in.) (recommended)
Target object size selector	S / M / L	
Sensitivity selector	H / M / L	
Camera control output	N.O. 28 VDC, 0.2 A x 4 outputs	
Master alarm output	Form C, 28 VDC, 0.2 A max.	
Trouble output	Form C, 28 VDC, 0.2 A max.	
Tamper output	N.C. 28 VDC, 0.2 A max.	
Environmental disqualification circuit	Form C, 28 VDC, 0.2 A max.	
Alarm period	Approx. 2 sec., Off delay timer	
Operating temperature	-20 to +60°C (-4 to +140°F)	
IP rating	IP65	
Dimensions (H x W x D)	334 x 144 x 155 mm (13.2 x 5.7 x 6.1 in.)	
Weight	4kg (14.1 oz.)	

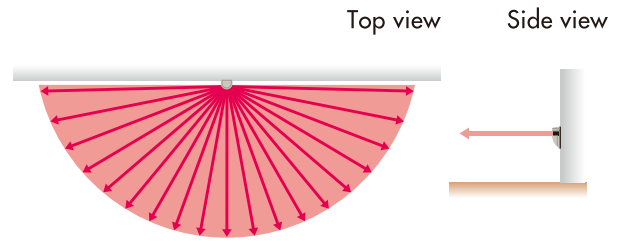
* Specifications and design are subject to change without prior notice.

DETECTION AREAS

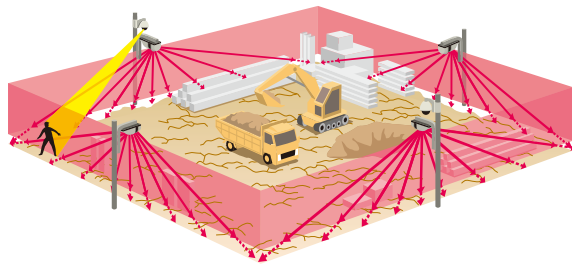
■ Image of vertical detection area



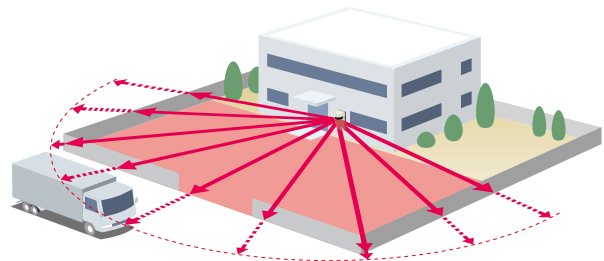
■ Image of horizontal detection area



■ Vertical detection area example



■ Horizontal detection area example



OPTEX CO., LTD.
(JAPAN)
 (ISO 9001 Certified)
 (ISO 14001 Certified)
 5-8-12 Ogoto
 Otsu, Shiga, 520-0101
 Japan
 Tel : +81-77-579-8030
 Fax : +81-77-579-7190
 URL : <http://www.optex.co.jp/e>

OPTEX INCORPORATED
(USA)
 13661 Benson Ave.
 Bldg. C. Chino CA 91710
 U.S.A.
 Tel : +1-909-993-5770
 Fax : +1-909-628-5560
 URL : <http://www.optexamerica.com>

OPTEX (EUROPE) LTD.
(UK)
 (ISO 9001 Certified)
 Clivemont Road, Maidenhead,
 Berkshire, SL6 7BU
 UK
 Tel : +44-1628-631000
 Fax : +44-1628-636311
 URL : <http://www.optexeurope.com>

OPTEX SECURITY SAS
(FRANCE)
 475 Rue Monique et Mario Piani
 69480 Ambérieux d'Azergues
 France
 Tel : +33 437 55 50 50
 Fax : +33 437 55 50 59
 URL : <http://www.optex-security.com>

OPTEX SECURITY Sp.z o.o.
(POLAND)
 ul. Bitwy Warszawskiej 1920 r.
 7B, 02-366 Warszawa,
 Poland
 Tel : +48-22-598-06-60
 Fax : +48-22-598-06-61

